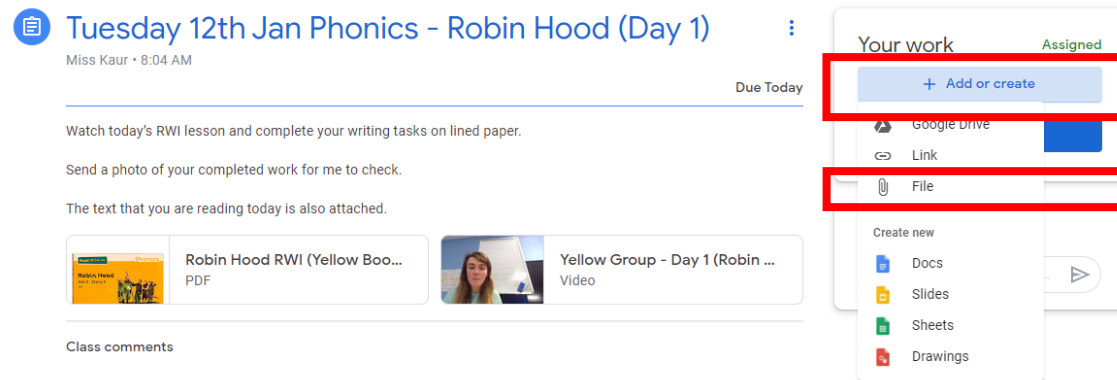
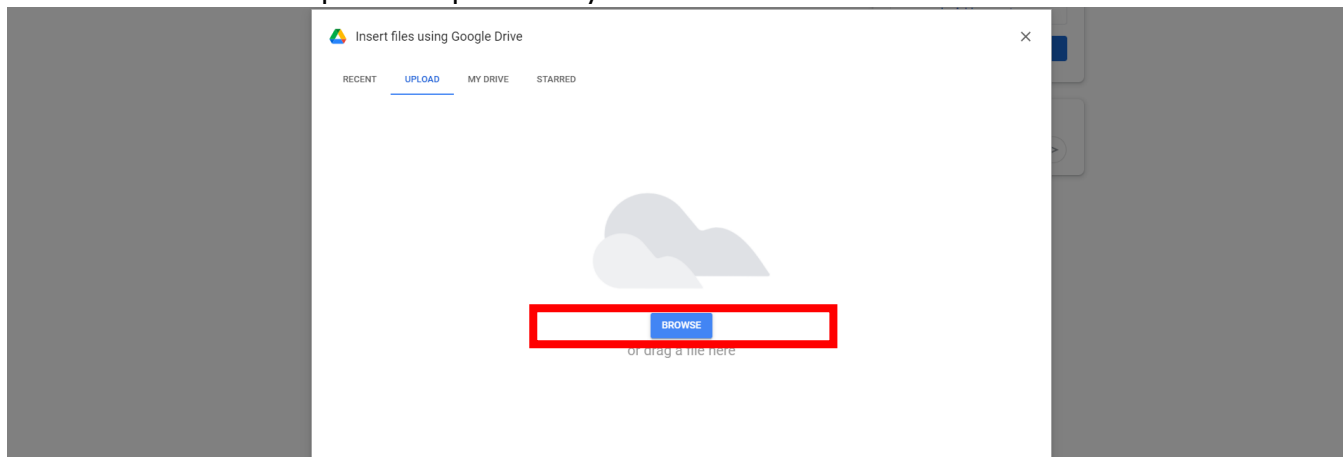


## How to submit work on Google Classroom from a computer

1. Click on the assignment that you want to turn in.
2. Click 'Add or create' and then 'File' as seen in the screenshot below.

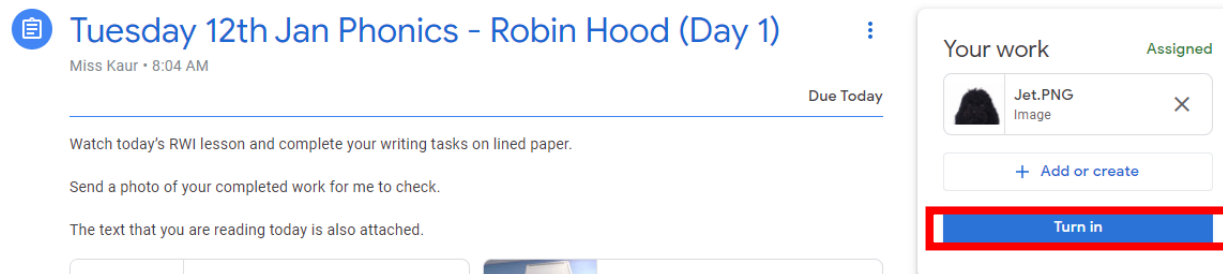


3. Click 'Browse' and then upload the photo\* of your child's work.



\*You can transfer the photo onto your computer using a cable or by emailing it to yourself from your phone and then opening it on your computer.

4. Click 'Turn in' to submit.



## How to submit work on Google Classroom from the app

1. Click on the assignment that you want to turn in.
2. Click 'Your work', 'Add attachment' and then 'Use camera'.
3. Take your photo and then click 'Use Photo'.
4. Once your photo has attached, click 'Turn in'.

